

**TOP QUALITY
BRASS-BRONZE-
COPPER WATER
FEATURES**



BLACK OAK
FOUNDRY

www.BlackOakFoundry.com

949-305-7372

16205 Ward Way, City of Industry, CA 91745



We are a Real Foundry, sort of...

When we started Black Oak Foundry, we partnered with our foundry supplier; we share the same building, have lunch at the same table and share the same shop floor. The picture was taken in our building, it is, and we are, a foundry.

We did this for a few reasons. Our partner has over 45 years of experience casting everything from aerospace to recreation equipment, with everything in between. Every day they honestly make parts in which performance is a matter of life and death. That gives them the ability to produce a quality of parts that you wouldn't normally find in this industry.

Second. Like you've heard a hundred times, sometimes who you know is more important than what you know. We've known them for a really long time, we've been working with them for over a decade on a number of different products and projects. So the fact that they agreed to partner with us really speaks volumes to the commitment they have to producing the finest products in the world.

Lastly, this arrangement allows them to focus on producing the finest metal casting possible and allows us to focus on new designs, marketing, product features, and most importantly, you, the customer. We strive every day to improve our customer service, to ensure your experience is as fine as the products we deliver.

That is our commitment to you, the finest products and the finest customer service available.

We are Black Oak Foundry.





Contents (may be hot)



4 Scuppers - Short

Short Scuppers have a short projection and are great for tight spaces



8 Scuppers - Medium

With the traditional water feature look, our medium scuppers are sure to please.



12 Deco Scuppers

The sleek design complements every water feature style from classic to contemporary.



15 Copper Spouts

Really cool handmade handmade copper spouts.



26 Spouts- Italian

Capture a true 'Touch of Tuscany' with our authentic Italian spouts.



30 Emitters

Let a stream of water skim over the surface with an emitter from Black Oak Foundry.



35 Bowls

Our bowls make a striking centerpiece to your water feature.



38 Metals and Finishes

See the range of metals we use, and the finishes available.



44 Pro-Trade Partners

Become a Pro-Trade partner for discounts and more.



44 Resources and Tools

Where to find resources on our website.

Catalog version: August 2019 v.1

Scuppers-Short

Simple Scupper-Square

Our newest addition to our line of top quality brass, bronze and copper water features is our Short Square Scupper. Cast from bronze, scupper features a brass plate set inside the scupper that diverts the water to the bottom of the feature and creates a 'flat' layer of water, while hiding the water feed in the rear. This gives a solid contemporary look that's sure to impress.

Available with a brass back plate, or without for a more compact look.

Available in a wide variety of finishes to suit your decor. All come with a grounding lug and utilize a 1 1/2" Female NPT thread, with a black ABS slip adapter included.

[Go to Website](#)

Short Square Scupper With Brass Back Plate

Weight	2 Lbs
Dimensions	2.0 x 5.5 x 5.5
Material	Bronze/Brass
Connection	1 1/2" Female NPT
Flow	2-3 GPM
Grounding Lug	Yes

Short Square Scupper Without Back Plate

Weight	1.5 Lbs
Dimensions	2 x 3 x 3
Material	Bronze/Brass
Connection	1 1/2" Female NPT
Flow	2-3 GPM
Grounding Lug	Yes



Shown in Antique Brass-American Style (AKA "Old") and Oil Rubbed Bronze

Scuppers-Short

Simple Scupper

Featuring a simple brass back plate, our Simple Scuppers have an understated simplicity that is a great addition to project.

Available in standard Square, Round, or Diamond configurations the brass back plate allows for easy customization for your design, allowing endless possibilities and a custom look at a reasonable price.

Available in a wide variety of finishes to suit your decor.


All come with a grounding lug and utilize a 1 1/2" Female NPT thread, with a black ABS slip adapter included.



[Go to Website](#)

Short Scupper with Square, Round and Diamond Back Plates

Weight	2 Lbs
Dimensions	2.5 x 5.5 x 5.5
Material	Bronze/Brass
Connection	1 1/2" Female NPT
Flow	3-5 GPM
Grounding Lug	Yes



Shown in Antique Brass-American Style (AKA "Old")

Scuppers-Short

Touch of Elegance

For more elegant option, our Touch of Elegance scuppers provide a larger visual presence, without overstatement.

Available in a wide variety of finishes to suit your decor.

All come with a grounding lug and utilize a 1 1/2" Female NPT thread, with a black ABS slip adapter included.



[Go to Website](#)

DaVinci Scupper

Weight	2.5 Lbs
Dimensions	2.5 x 5.5 x 5.5
Material	Bronze
Connection	1 1/2" Female NPT
Flow	3-5 GPM
Grounding Lug	Yes

Napa Scupper

Weight	2.5 Lbs
Dimensions	2.5 x 5.5 x 5.5
Material	Bronze
Connection	1 1/2" Female NPT
Flow	3-5 GPM
Grounding Lug	Yes

Pompeii Scupper

Weight	3.75 Lbs
Dimensions	4 x 7.75 x 7.75
Material	Bronze
Connection	1 1/2" Female NPT
Flow	3-5 GPM
Grounding Lug	Yes

Shown in Antique Bronze, Oil Rubbed Bronze w/ Extreme Highlights, Oil Rubbed Bronze-Conservative

Scuppers-Short

Roman Opulence

For true eye catching appeal, nothing exceeds our Roman Opulence line of scuppers,.

Available in a wide variety of finishes to suit your decor.

All come with a grounding lug and utilize a 1 1/2" Female NPT thread, with a black ABS slip adapter included.

[Go to Website](#)

Short Oak Leaf Scupper - Square & Diamond

Weight	6 Lbs
Dimensions	4 x 6.625 x 6.625
Material	Bronze
Connection	1 1/2" Female NPT
Flow	3-5 GPM
Grounding Lug	Yes



Shown in Oil Rubbed Bronze, Oil Rubbed Bronze w/ ExtremeHighlights

Scuppers-Medium

Simple Scupper

Featuring a simple brass back plate, our Simple Scuppers have an understated simplicity that is a great addition to project.

Available in standard Square, Round, or Diamond configurations the brass back plate allows for easy customization for your design, allowing endless possibilities and a custom look at a reasonable price.

Available in a wide variety of finishes to suit your decor.

All come with a grounding lug and utilize a 1 1/2" Female NPT thread, with a black ABS slip adapter included.

[Go to Website](#)



Roman Scupper with Square, Round and Diamond Back Plates

Weight	3 Lbs
Dimensions	5.25 x 5.5 x 5.5
Material	Bronze
Connection	1 1/2" Female NPT
Flow	3-5 GPM
Grounding Lug	Yes



Shown in Oil Rubbed Bronze-Light, Brushed Nickel, Distressed Copper

Scuppers-Medium

Touch of Elegance

For more elegant option, our Touch of Elegance scuppers provide a larger visual presence, without overstatement.

Available in a wide variety of finishes to suit your decor.

All come with a grounding lug and utilize a 1 1/2" Female NPT thread, with a black ABS slip adapter included.

[Go to Website](#)



Roman Scupper

Weight	3 Lbs
Dimensions	5.25 x 5.5 x 5.5
Material	Bronze
Connection	1 1/2" Female NPT
Flow	3-5 GPM
Grounding Lug	Yes



Sonoma Scupper

Weight	3 Lbs
Dimensions	5.25 x 5.5 x 5.5
Material	Bronze
Connection	1 1/2" Female NPT
Flow	3-5 GPM
Grounding Lug	Yes



Acanthus Scupper

Weight	4.25 Lbs
Dimensions	7 x 7.75 x 7.75
Material	Bronze
Connection	1 1/2" Female NPT
Flow	3-5 GPM
Grounding Lug	Yes

Shown in Oil Rubbed Bronze, Oil Rubbed Bronze w/ Highlight, Brushed Nickel

Scuppers-Medium

Roman Opulence

For true eye catching appeal, nothing exceeds our Roman Opulence line of scuppers, with pieces as large as 12 x 12 they truly can be the centerpiece of the water feature.

Available in a wide variety of finishes to suit your decor.

All come with a grounding lug and utilize a 1 1/2" Female NPT thread, with a black ABS slip adapter included.

[Go to Website](#)

Oak Leaf Scupper - Square and Diamond

Weight	6 Lbs
Dimensions	7 x 6.625 x 6.625
Material	Bronze
Connection	1 1/2" Female NPT
Flow	3-5 GPM
Grounding Lug	Yes



Shown in Oil Rubbed Bronze w/ and w/o Highlight



Scuppers-Medium

Roman Opulence

For true eye catching appeal, nothing exceeds our Roman Opulence line of scuppers, with pieces as large as 12 x 12 they truly can be the centerpiece of the water feature.

Available in a wide variety of finishes to suit your decor.

All come with a grounding lug and utilize a 1 1/2" Female NPT thread, with a black ABS slip adapter included.

[Go to Website](#)

Oak Leaf Scupper w/ Apollo Back Plate - Square & Diamond

Weight	25 Lbs
Dimensions	9 x 12 x 12
Material	Bronze
Connection	1 1/2" Female NPT
Flow	3-5 GPM
Grounding Lug	Yes



Shown in Oil Rubbed Bronze w/ Highlight and Distressed Copper

Scuppers-Deco

Deco 1.5 inch

The Deco Wall Scupper is perhaps the most versatile scupper Black Oak Foundry offers. The sleek design complements every water feature style from classic to contemporary.


The Deco Wall Scupper is available with your choice of three faceplate: diamond, round or square. Three pipe diameter size options include: 1 1/2-inch, 2-inch or 2 1/2-inch.

It can be customized in several finishes.

[Go to Website](#)

Deco Wall Scupper with Square, Round and Diamond Back Plates - 1.5 inch

Weight	1.5 Lb
Dimensions	4.5 x 4 x 4
Material	Brass
Connection	1 1/2" Male NPT
Flow	3-5 GPM
Grounding Lug	Yes



Shown in Distressed Copper, Oil Rubbed Bronze-Light, Verde

Scuppers-Deco

Deco 2 inch

The Deco Wall Scupper is perhaps the most versatile scupper Black Oak Foundry offers. The sleek design complements every water feature style from classic to contemporary.

The Deco Wall Scupper is available with your choice of three faceplate: diamond, round or square. Three pipe diameter size options include: 1 1/2-inch, 2-inch or 2 1/2-inch.

It can be customized in several finishes.

[Go to Website](#)



Deco Wall Scupper with Square, Round and Diamond Back Plates - 2 inch

Weight	2.5 Lbs
Dimensions	5 x 4 x 4
Material	Brass
Connection	2" Male NPT
Flow	5-20 GPM
Grounding Lug	Yes



Shown in Brushed Nickel, Distressed Copper, Oil Rubbed Bronze

Scuppers-Deco

Deco 2.5 inch

The Deco Wall Scupper is perhaps the most versatile scupper Black Oak Foundry offers. The sleek design complements every water feature style from classic to contemporary.

The Deco Wall Scupper is available with your choice of three faceplate: diamond, round or square. Three pipe diameter size options include: 1 1/2-inch, 2-inch or 2 1/2-inch.

It can be customized in several finishes.

[Go to Website](#)

Deco Wall Scupper with Square, Round and Diamond Back Plates - 2.5 inch

Weight	3.5 Lbs
Dimensions	6 x 5.5 x 5.5
Material	Brass
Connection	2 1/2" Male NPT
Flow	5-20 GPM
Grounding Lug	Yes



Shown in Antique Brass, Distressed Copper and Almost Black



Spouts-Handmade Copper

Small Courtyard Spout

The small Courtyard Spout is an elegant 100% copper version of handmade spouts found in old-world Europe and used throughout the ages. It is suitable for use as a solitary emitter and is an ideal water feature in any architectural and/or outdoor living, pool, spa, and fountain design.

Copper construction means it's safe for use with pool water and on porous surfaces that iron spouts would stain with rust. The simple, functional design complements nearly every style of face plate or escutcheon.

All small Courtyard Spouts project from the mounting surface approximately 10 inches, 1/2" male brass NPT supply fitting, and a stainless steel support pin.

[Go to Website](#)

Courtyard Spout- Small and w/ Mini Back Plate

Weight	1 Lb
Dimensions	10.25 x 1 x 6
Material	Copper
Connection	1/2" Male NPT
Flow	1-2 GPM
Grounding Lug	Yes



Shown in Oil Rubbed Bronze and Antique Pewter

Spouts-Handmade Copper

Small Courtyard Spout

The small Courtyard Spout is an elegant 100% copper version of handmade spouts found in old-world Europe and used throughout the ages. It is suitable for use as a solitary emitter and is an ideal water feature in any architectural and/or outdoor living, pool, spa, and fountain design.

Copper construction means it's safe for use with pool water and on porous surfaces that iron spouts would stain with rust. The simple, functional design complements nearly every style of face plate or escutcheon.

All small Courtyard Spouts project from the mounting surface approximately 10 inches, 1/2" male brass NPT supply fitting, and a stainless steel support pin.

[Go to Website](#)



Courtyard Spout- Small w/Turin

Weight	1.5 Lbs
Dimensions	10.25 x 3.25 x 7.625
Material	Copper/Brass
Connection	1/2" Male NPT
Flow	1-2 GPM
Grounding Lug	Yes

Courtyard Spout- Small w/Nikila

Weight	1.5 Lb
Dimensions	10.25 x 3.5 x 7.75
Material	Copper/Bronze
Connection	1/2" Male NPT
Flow	1-2 GPM
Grounding Lug	Yes

Courtyard Spout- Small w/Bordeaux

Weight	3 Lbs
Dimensions	10.25 x 4.75 x 8.375
Material	Copper/Bronze
Connection	1/2" Male NPT
Flow	1-2 GPM
Grounding Lug	Yes

Shown in Distressed Copper, Verde and Antique Pewter



Spouts-Handmade Copper

Large Courtyard Spout

Achieving old-world charm is easy with the Courtyard Spout's simple and elegant design. Centuries ago, these spouts were forged from iron and served as a neighborhood water source. Water buckets were hung on the spout's top tab and the scroll underneath supported their weight to prevent buckling.

Large Courtyard Spouts are also available in a smaller version and in a variety of finishes.

All large Courtyard Spouts project from the mounting surface approximately 16 inches, 3/4" male brass NPT supply fitting, and a stainless steel support pin.

[Go to Website](#)

Courtyard Spout- Large and w/ Mini Back Plate

Weight	4 Lbs
Dimensions	16 x 1 x 11
Material	Copper
Connection	3/4" Male NPT
Flow	2-3 GPM
Grounding Lug	Yes



Shown in Oil Rubbed Bronze and Almost Black

Spouts-Handmade Copper

Large Courtyard Spout

Achieving old-world charm is easy with the Courtyard Spout's simple and elegant design. Centuries ago, these spouts were forged from iron and served as a neighborhood water source. Water buckets were hung on the spout's top tab and the scroll underneath supported their weight to prevent buckling.

Large Courtyard Spouts are also available in a smaller version and in a variety of finishes.

All large Courtyard Spouts project from the mounting surface approximately 16 inches, 3/4" male brass NPT supply fitting, and a stainless steel support pin.

[Go to Website](#)

Courtyard Spout- Large w/ Florentine

Weight	4.5 Lbs
Dimensions	16 x 4.75 x 13.375
Material	Copper/Brass
Connection	3/4" Male NPT
Flow	2-3 GPM
Grounding Lug	Yes

Courtyard Spout- Large w/ Nikila

Weight	5 Lbs
Dimensions	16 x 4.25 x 13.125
Material	Copper/Bronze
Connection	3/4" Male NPT
Flow	2-3 GPM
Grounding Lug	Yes



Shown in Distressed Copper and Sealed Verde



Spouts-Handmade Copper

Large Courtyard Spout

Achieving old-world charm is easy with the Courtyard Spout's simple and elegant design. Centuries ago, these spouts were forged from iron and served as a neighborhood water source. Water buckets were hung on the spout's top tab and the scroll underneath supported their weight to prevent buckling.

Large Courtyard Spouts are also available in a smaller version and in a variety of finishes.

All large Courtyard Spouts project from the mounting surface approximately 16 inches, 3/4" male brass NPT supply fitting, and a stainless steel support pin.

[Go to Website](#)

Courtyard Spout- Large w/ Normandy

Weight	6 Lbs
Dimensions	16 x 6 x 14
Material	Copper/Bronze
Connection	3/4" Male NPT
Flow	2-3 GPM
Grounding Lug	Yes

Courtyard Spout- Large w/ Versailles

Weight	7.5 Lbs
Dimensions	16 x 6.5 x 14.5
Material	Copper/Bronze
Connection	3/4" Male NPT
Flow	2-3 GPM
Grounding Lug	Yes



Shown in Oil Rubbed Bronze and Antique Pewter



Spouts-Handmade Copper

Small Droop Spouts

The small Droop Spout is an elegant 100% copper version of handmade spouts found in old-world Europe and used throughout the ages. It is suitable for use as a solitary emitter and is an ideal water feature in any architectural and/or outdoor living, pool, spa, and fountain design.

Copper construction means it's safe for use with pool water and on porous surfaces that iron spouts would stain with rust.

Droop Spouts feature an extended arch allowing the water to fall almost straight down, extend about 7 1/2" from the mounting surface, 1/2" male brass NPT supply fitting, and no support pin.

[Go to Website](#)

Droop Spout- Small and w/Mini Back Plate

Weight	1 Lb
Dimensions	8.5 x 1 x 6
Material	Copper
Connection	1/2" Male NPT
Flow	1-2 GPM
Grounding Lug	No



Shown in Oil Rubbed Bronze

Spouts-Handmade Copper

Small Droop Spouts

The small Droop Spout is an elegant 100% copper version of handmade spouts found in old-world Europe and used throughout the ages. It is suitable for use as a solitary emitter and is an ideal water feature in any architectural and/or outdoor living, pool, spa, and fountain design.

Copper construction means it's safe for use with pool water and on porous surfaces that iron spouts would stain with rust.

Droop Spouts feature an extended arch allowing the water to fall almost straight down, extend about 7 1/2" from the mounting surface, 1/2" male brass NPT supply fitting, and no support pin.



[Go to Website](#)

Bordeaux Spout

Weight	3 Lbs
Dimensions	8.5 x 4.75 x 8.375
Material	Copper/Bronze
Connection	1/2" Male NPT
Flow	1-2 GPM
Grounding Lug	Yes

Versailles Spout

Weight	4 Lbs
Dimensions	8.5 x 6.5 x 9.5
Material	Copper/Bronze
Connection	1/2" Male NPT
Flow	1-2 GPM
Grounding Lug	Yes

Normandy Spout

Weight	2.5 Lbs
Dimensions	8.5 x 6 x 9
Material	Copper/Bronze
Connection	1/2" Male NPT
Flow	1-2 GPM
Grounding Lug	Yes

Shown in Oil Rubbed Bronze, Penny Copper and Oil Rubbed Bronze



Spouts-Handmade Copper

Large Droop Spouts

The small Droop Spout is an elegant 100% copper version of handmade spouts found in old-world Europe and used throughout the ages. It is suitable for use as a solitary emitter and is an ideal water feature in any architectural and/or outdoor living, pool, spa, and fountain design.

Copper construction means it's safe for use with pool water and on porous surfaces that iron spouts would stain with rust.

Droop Spouts feature an extended arch allowing the water to fall almost straight down, extend about 10 1/2" from the mounting surface, 3/4" male brass NPT supply fitting, and no support pin.

[Go to Website](#)

Droop Spout- Large and w/ Mini Back Plate

Weight	5 Lb
Dimensions	10.25 x 1 x 10.25
Material	Copper
Connection	3/4" Male NPT
Flow	1-2 GPM
Grounding Lug	No



Shown in Oil Rubbed Bronze

Spouts-Handmade Copper

Large Droop Spouts

The small Droop Spout is an elegant 100% copper version of handmade spouts found in old-world Europe and used throughout the ages. It is suitable for use as a solitary emitter and is an ideal water feature in any architectural and/or outdoor living, pool, spa, and fountain design.

Copper construction means it's safe for use with pool water and on porous surfaces that iron spouts would stain with rust.

Droop Spouts feature an extended arch allowing the water to fall almost straight down, extend about 10 1/2" from the mounting surface, 3/4" male brass NPT supply fitting, and no support pin.

[Go to Website](#)

Droop Spout - Large w/ Versailles

Weight	9 Lb
Dimensions	10.25 x 6.5 x 13.5
Material	Copper
Connection	3/4" Male NPT
Flow	1-2 GPM
Grounding Lug	Yes on Back Plate

Droop Spout - Large w/ Normandy

Weight	8 Lb
Dimensions	10.25 x 6 x 13
Material	Copper
Connection	3/4" Male NPT
Flow	1-2 GPM
Grounding Lug	Yes on Back Plate



Shown in Oil Rubbed Bronze



Spouts-Handmade Copper

Dimensions and Features

Courtyard Spouts

Courtyard spouts feature a copper construction with a copper scroll forming the support. Scroll and support are secured with a copper strap and the entire assembly is brazed and soldered with food and water safe materials.

Connection is solid brass, threaded in 1/2" NPT for the small spouts, 3/4" NPT for the large spouts.

Spouts have a support pin made from stainless steel at the face touch point on the scroll. Scroll is slightly bendable, allowing it to be rotated slightly to allow for variations in the mounting surface. When installed the scroll should gently press against the surface, not try to pull away.

Bucket pin is made from copper, brazed as well and can support a small bucket with water provided the support scroll is mounted securely. Water is very heavy; keep this in mind if hanging a bucket.

Measurement is from the tip of the spout to the beginning of the brass connection fitting, and the top of the body to the bottom of the scroll. Dimensions are nominal and vary from piece to piece.

Spouts are handmade and vary from piece to piece; we make sure to match sets to fill orders, both in alignment and patina. If you order a sample you may need to return it so we can match the remaining pieces. Spouts are very customizable, if you have special requirements please ask.

Brass Connection



Brazed Support Pin



Small Courtyard Spout



Large Courtyard Spout



Spouts-Handmade Copper

Dimensions and Features

Droop Spouts

Droop spouts feature a copper construction with a copper scroll forming the support. Scroll and support are secured with a copper strap and the entire assembly is brazed and soldered with food and water safe materials.

Connection is solid brass, threaded in 1/2" NPT for the small spouts, 3/4" NPT for the large spouts.

Droop spouts DO NOT have a support pin. Scroll is slightly bendable, allowing it to be rotated slightly to allow for variations in the mounting surface and is purely aesthetic.

Measurement is from the tip of the spout to the beginning of the brass connection fitting, and the top of the body to the bottom of the scroll.

Spouts are handmade and vary from piece to piece; we make sure to match sets to fill orders, both in alignment and patina. If you order a sample you may need to return it so we can match the remaining pieces. Spouts are very customizable, if you have special requirements please ask.

Brass Connection




No Support Pin



Small Droop Spout



Large Droop Spout



Spouts-Italian

Capture a true 'Touch of Tuscany' with our authentic Italian spouts. Crafted in Italy, the spouts feature solid brass construction, NSF threads for compatibility with your project, and the quality you have come to expect from Black Oak Foundry.

Italian spouts are made from 100% solid brass and can be customized in any of our metal finishes.

[Go to Website](#)



Roma Spout

Weight	0.5 Lbs
Dimensions	3.75 x 2.38 x 2.38
Material	Brass
Connection	1/2" Male NPT
Flow	1-2 GPM
Grounding Lug	No



Anzio Spout

Weight	2.5 Lbs
Dimensions	6.75 x 3.88 x 3.88
Material	Brass
Connection	3/4" Male NPT
Flow	2-3 GPM
Grounding Lug	No



Chianti Spout

Weight	2.5 Lbs
Dimensions	5.5 x 3.75 x 3.75
Material	Brass
Connection	1/2" NPT Connection
Flow	2-3 GPM
Grounding Lug	No

Shown in Antique Brass Italian Style

Spouts-Italian

Capture a true 'Touch of Tuscany' with our authentic Italian spouts. Crafted in Italy, the spouts feature solid brass construction, NSF threads for compatibility with your project, and the quality you have come to expect from Black Oak Foundry.

Italian spouts are made from 100% solid brass and can be customized in any of our metal finishes.

[Go to Website](#)



Turin Spout

Weight	1 Lb
Dimensions	4.88 x 3.19 x 3.19
Material	Brass
Connection	1/2" Male NPT
Flow	1-2 GPM
Grounding Lug	No



Cortona Spout

Weight	1 Lb
Dimensions	6.5 x 4 x 4
Material	Brass
Connection	3/4" NPT Connection
Flow	2-3 GPM
Grounding Lug	No



Viareggio Spout

Weight	2 Lbs
Dimensions	5.63 x 4.44 x 4.44
Material	Brass
Connection	3/4" Male NPT
Flow	2-3 GPM
Grounding Lug	No

Shown in Antique Brass Italian Style

Spouts-Italian

Capture a true 'Touch of Tuscany' with our authentic Italian spouts. Crafted in Italy, the spouts feature solid brass construction, NSF threads for compatibility with your project, and the quality you have come to expect from Black Oak Foundry.

Italian spouts are made from 100% solid brass and can be customized in any of our metal finishes.

[Go to Website](#)



Siena Spout

Weight	2 Lbs
Dimensions	10.88 x 4.75 x 4.75
Material	Brass
Connection	3/4" Male NPT
Flow	2-3 GPM
Grounding Lug	No



Florentine Spout

Weight	2 Lbs
Dimensions	11.5 x 4.75 x 4.75
Material	Brass
Connection	3/4" Male NPT
Flow	2-3 GPM
Grounding Lug	No



Bologna Spout

Weight	4 Lbs
Dimensions	10.25 x 4.875 x 4.875
Material	Brass
Connection	1" Male NPT
Flow	4-6 GPM
Grounding Lug	No

Shown in Antique Brass Italian Style

Spouts-Italian

All handmade copper spouts from Black Oak Foundry feature solid copper, brass, and bronze construction featuring food grade solder and brazing materials, allowing for use around your family, pets, and fish pond applications.

It is also available in a smaller version and in a variety of finishes.

[Go to Website](#)

Verona Spout- large

Weight	3.5 Lbs
Dimensions	10 x 7.75 x 7.75
Material	Brass
Connection	3/4" Male NPT
Flow	2-3 GPM
Grounding Lug	Yes

Centurion Spout

Weight	2.5 Lbs
Dimensions	7.5 x 7.75 x 7.75
Material	Brass
Connection	3/4" Male NPT
Flow	2-3 GPM
Grounding Lug	No



Shown in Backplate Oil Rubbed Bronze with Bold Highlights-Black Duck and Oil Rubbed Bronze Backplate with Conservative Highlights - Antique Brass Spout.

Emitters

All emitters from Black Oak Foundry feature solid copper, brass, and bronze construction featuring food grade solder and brazing materials, allowing for use around your family, pets, and fish pond applications.

Connection varies by product, please check individual listings, support pin where necessary is stainless steel, all include a grounding lug.

All emitters on this page are made in our facility, if you have special requirements or a unique application, please let us know.

[Go to Website](#)

Nikila Emitter and Nikila Spout - Small

Weight	1 Lb
Dimensions	2 x 3.5 x 3.5
Material	Bronze
Connection	1/2" Male NPT
Flow	1-2 GPM
Grounding Lug	Yes



Shown in Antique Pewter

Emitters

All emitters from Black Oak Foundry feature solid copper, brass, and bronze construction featuring food grade solder and brazing materials, allowing for use around your family, pets, and fish pond applications.

Connection varies by product, please check individual listings, support pin where necessary is stainless steel, all include a grounding lug.

All emitters on this page are made in our facility, if you have special requirements or a unique application, please let us know.

[Go to Website](#)

Nikila Emitter and Nikila Spout - Large

Weight	1.5 Lb
Dimensions	2 x 4.25 x 4.25
Material	Bronze
Connection	3/4" Male NPT
Flow	2-3 GPM
Grounding Lug	Yes



Shown in Matte Nickel and Distressed Copper

Emitters

All emitters from Black Oak Foundry feature solid copper, brass, and bronze construction featuring food grade solder and brazing materials, allowing for use around your family, pets, and fish pond applications.

Connection varies by product, please check individual listings, support pin where necessary is stainless steel, all include a grounding lug.

All emitters on this page are made in our facility, if you have special requirements or a unique application, please let us know.

[Go to Website](#)



Mini Oak Leaf Emitter

Weight	1.5 Lb
Dimensions	1.75 x 4.75 x 4.75
Material	Bronze
Connection	1/2" Male NPT
Flow	1-2 GPM
Grounding Lug	Yes



Hibiscus Spout

Weight	1.5 Lb
Dimensions	2.5 x 3.5 x 3.5
Material	Bronze
Connection	1/2" Male NPT
Flow	1-2 GPM
Grounding Lug	Yes



Oak Leaf Emitter

Weight	3 Lbs
Dimensions	2.5 x 6.75 x 6.75
Material	Bronze
Connection	1/2" Male NPT
Flow	1-2 GPM
Grounding Lug	Yes

Shown in Matte Nickel, Steam Punk, and Antique Pewter

Emitters

All emitters from Black Oak Foundry feature solid copper, brass, and bronze construction featuring food grade solder and brazing materials, allowing for use around your family, pets, and fish pond applications.

Connection varies by product, please check individual listings, support pin where necessary is stainless steel, all include a grounding lug.

All emitters on this page are made in our facility, if you have special requirements or a unique application, please let us know.

[Go to Website](#)



Bordeaux Emitter

Weight	2.5 Lbs
Dimensions	1.5 x 4.75 x 4.75
Material	Bronze
Connection	3/4" Male NPT
Flow	2-3 GPM
Grounding Lug	Yes



Versailles Emitter

Weight	3.5 Lbs
Dimensions	1.5 x 6.5 x 6.5
Material	Bronze
Connection	3/4" Male NPT
Flow	2-3 GPM
Grounding Lug	Yes



Normandy Emitter

Weight	2 Lbs
Dimensions	1.75 x 6.5 x 6.5
Material	Bronze
Connection	3/4" Male NPT
Flow	2-3 GPM
Grounding Lug	Yes

Shown in Oil Rubbed Bronze w/ Extreme Highlights, Oil Rubbed Bronze w/ Bold Highlights and Sealed Verde

Emitters

All emitters from Black Oak Foundry feature solid copper, brass, and bronze construction featuring food grade solder and brazing materials, allowing for use around your family, pets, and fish pond applications.

Connection varies by product, please check individual listings, support pin where necessary is stainless steel, all include a grounding lug.

All emitters on this page are made in our facility, if you have special requirements or a unique application, please let us know.

[Go to Website](#)



Acanthus Leaf Emitter

Weight	2.5 Lbs
Dimensions	1.88 x 7.75 x 7.75
Material	Bronze
Connection	3/4" Male NPT
Flow	2-3 GPM
Grounding Lug	Yes



Acanto Emitter

Weight	7 Lbs
Dimensions	2.75 x 9.5 x 9.5
Material	Bronze
Connection	3/4" Male NPT
Flow	2-3 GPM
Grounding Lug	Yes



Fleur de Lis Emitter

Weight	3.5 Lbs
Dimensions	1.38 x 8 x 11.50
Material	Bronze
Connection	1/2" Male NPT
Flow	1-2 GPM
Grounding Lug	Yes

Shown in Oil Rubbed Bronze w/ Highlights, Antique Pewter, and Oil Rubbed Bronze

Bowls

Classico Bowl

Hand crafted in Mexico, the Classico Bowl is perfect for landscape, aquascape, pool, fountain, and spa designs and features 100% hand-hammered copper available in a variety of finishes.

Shown in the picture is Raw Copper (no Finish) and Oil Rubbed Bronze-Medium.

[Go to Website](#)

Classico Bowl- 24"

Weight	16 Lbs
Dimensions	12 x 24 x 13
Material	Copper
Connection	N/A
Flow	3-5 GPM
Grounding Lug	No

Classico Bowl- 32"

Weight	20 Lbs
Dimensions	16 x 32 x 16
Material	Copper
Connection	N/A
Flow	3-5 GPM
Grounding Lug	No



Shown in Oil Rubbed Bronze and Raw Copper

Bowls

Emerald Bowl 24 inch


Hand crafted in Mexico, the Emerald Bowl is available in a variety of finishes. For an absolutely stunning look, pair the Emerald Bowl with uplighting and sit back and enjoy the splendor. The bowl comes in the popular 24-inch or 32-inch sizes, each with a single scupper or triple scupper option.

The inspired design of the Emerald Bowl promises to take any outdoor landscape to the next level.

[Go to Website](#)

Emerald Bowl- 24" Single and Triple Scupper

Weight	16 Lbs
Dimensions	12.25 x 24 x 13
Material	Copper
Connection	N/A
Flow	3-5 GPM
Grounding Lug	No



Shown in Oil Rubbed Bronze

Bowls

Emerald Bowl 32 inch


Hand crafted in Mexico, the Emerald Bowl is available in a variety of finishes. For an absolutely stunning look, pair the Emerald Bowl with uplighting and sit back and enjoy the splendor. The bowl comes in the popular 24-inch or 32-inch sizes, each with a single scupper or triple scupper option.

The inspired design of the Emerald Bowl promises to take any outdoor landscape to the next level.

[Go to Website](#)

Emerald Bowl- 32" Single and Triple Scupper

Weight	20 Lbs
Dimensions	16.25 x 32 x 16.5
Material	Copper
Connection	N/A
Flow	4-6 GPM
Grounding Lug	No



Shown in Oil Rubbed Bronze

Metals and Finishes

Our products are hand made from the finest materials available, made specifically for your order, by our craftsmen. The finish is the final step, where we impart the final characteristics, the look that will determine everything.



A Little Note on Finishes

We do 'this' a lot, some might say we have an eye for it, the point is, I would like to believe we're experts in what will look great most of the time. If you're request one of the uncommon finishes, don't be surprised if we give you a call and discuss your color palette or what you're trying to achieve with this feature. On the other side, if you're not too sure what you're trying to achieve, give us a call, we'll get you there.

Our goal is simple; whether the architect, designer, contractor, installer, customer or the person walking by, we want to impress you.

Metals We Use

Here is a list of the materials we use to make most of our products; the sample plates have all been evenly sandblasted (Left Side), and half the sample given two coats of our typical matte sealer (Right Side). The pictures have been compared with the original samples and are as accurate as we can get. To the best of our knowledge all of the components we use are made in the USA, from reputable and reliable sources.

Copper



Copper is the Red metal, it's been in use for about 10,000 years, typically has a pink appearance, surprisingly like ham, but goes to a deep red with just a little patina, or red/browns with a little aging.

Bronze



Our primary cast metal is Silicon Bronze, with is mostly Copper with a pinch of silicon, it is a notoriously 'tough' metal and typically used for bronze sculptures that you would find in a museum.

Brass



Brass is a mixture of Copper and Zinc, has a yellowish appearance, although yellow, it's not gold in color, its paler.

Support Components



Our brazes, solders, fluxes, and all those other little things that hold everything together are the best you can buy, where applicable we chose products that are NSF-61 certified, suitable for use with food, water and pharmaceutical uses.

In House Finishes-Oil Rubbed Bronze

Oil Rubbed Bronze (ORB) is our most popular finish, consisting over 80% of our finishes applied, it 's the go to, get it done, best overall finish we have. Where the magic comes in is the highlights, all the finishes are ORB, the difference is the highlight. An excellent value, a very short lead time, and the universal nature of the color in the landscape will make make Oil Rubbed Bronze your go to finish as well.

Very Little Highlight



Just enough to break up the monochromatic nature of the patina. You may not even notice it, maybe if the light is right, maybe yes, maybe no.

Conservative Highlights



We highlight the highlights, this is what we use for items that have some distinguished features, like the background grapes and leaves of the Sonoma.

Bold Highlights



We take the distinguished features and really push the envelope. Creating more of an effect, like a visual 'POP'.

Extreme Highlights



We reverse the finish and remove most of the finish exposing the base metal. It's a 'WOW'

The level of highlight you choose depends on your project and tastes, for the most part we have a good idea what works best for most applications. But if your desires are running to the more bold or extreme options, please contact us, often we will have a few pictures of a similar finish and will be able to assist you with your choice.

In House Finishes

Although not as popular as Oil Rubbed Bronze, these In House Finishes offer a wide variety of looks that are an excellent value and have a short lead time, and get you that unique look your project is asking for.

Almost Black



As the name implies Almost Black is just that, it's about as black as we can get it. Most people would consider it a true black, and unless you're going to get out your handy Pantone Chips, you would probably consider it Black. Available with the same highlights as Oil Rubbed Bronze (above).

Antique Bronze



Our Antique Bronze finish has highlights pre-polished and then the entire product is given a light patina, the overall color is a light tan, like a sugar cookie, or "a bronze tan". If desired we can brass plate the bronze products for the traditional antique brass appearance.

Antique Brass-American Style



I'm old enough to know what actual Antique Brass looks like, this works well with the brass back plated items, and often we just call it 'Old', if the product has some copper it gives a great 'Steam Punk' effect.

Antique Brass -Italian Style



Our Italian Spouts come with a very classical Italian version of Antique Brass, gives a warm and glowing finish that is sure to dazzle. Available only on Italian Spouts.

Special In House Finishes

Special In House Finishes are fun finishes where we use a combination of techniques to get to a unique look that you wouldn't necessarily expect. Bold, different, and inspiring, Special In House Finishes provide that unique look, that is budget friendly, and a fraction of the time of a 'Sent out Finish' shown in the following section.

Two Tone



Many of our products have some special finish options, such as this Centurion Spout with a ORB backplate with Conservative Highlights and the spout in Antique Brass. Products of this class, we'll contact you with finish options and let you chose what's best for your application.

Steam Punk



Steam Punk is actually a version of Antique Brass American Style, with two types of metal it gives a Jules Verne type effect.

Two Tone Reversed



Here we have the Verona Spout (AKA the Crazy Duck) with an extremely highlighted backplate and a black duck, we've done them with a light and dark duck, they both look great, just a personal preference.

Verde



Nothing says old like Verde, available in a sealed finish that will look the same for many years, or as a living finish that will progress and mature instantly.

Finishes-Sent Out

Specialty finishes shown here are sent to an outside service for finishing, as the name implies this is a specialty service and does add time to the completion of your order, you will want to contact us when placing your order to get a lead time estimate as depending on the season it can be considerable.

The company we use does museum quality work and finishes sculptures and other artistic pieces for a number of artists in Southern California.

Antique Pewter



Striking in appearance, Antique Pewter, brings the bold. The entire product is nickel plated, and then black nickel plated, and the highlights are revealed leaving the dark areas in the background. This works well for curvy and sculpted designs, this finish is available only on those types of shapes.

Distressed Copper



Go RED. Distressed Copper, is the reddest finish we offer, available a little redder or a little darker. It is an exceptionally bold color.

Brushed Nickel



This is modern. The entire product is nickel plated, and then black nickel plated, and the highlights are revealed along straight lines. This works well for designs with straight lines, of flat surfaces, this finish is available only on those types of shapes.

Penny Copper



Penny Copper is an extra thick layer of copper plating over everything, the copper is left un-sealed, so it can verde naturally. This is useful because the backplate and the spout are different metals and the customer wanted an even natural Verde.



Become a Pro-Trade Partner

If you work in the water features industry or a store that sells pool or water features, we encourage you to consider becoming a reseller. It's easy and only takes a few minutes.

Benefits of becoming a reseller:

- You get a big discount from our entire catalog of products.
- You get your own login to our website that shows your prices.
- Able to have Reseller tax exemption*
- And More... Stay tuned!

If you would like to learn more, please give us a call at 949-305-7372 or

[Go to Website](#)

Resources and Tools

We want to make it easy for you, whether it's a few pictures, a high resolution version catalog, instruction sheets, or anything in between. All the resources we have can be found on our Resources and Tools page; from there you can find a treasure trove of information that will assist you/client in choosing the perfect water feature for your project.

[Go to Resources and Tools on our Website](#)

Everything in this catalog is copyright protected to Black Oak Foundry.

If you want to use it, you have to ask permission.

Catalog version: August 2019 v.1

Customer Service 949-305-7372

www.BlackOakFoundry.com

TOP QUALITY BRASS-BRONZE-COPPER WATER FEATURES



BLACK OAK
F O U N D R Y

www.BlackOakFoundry.com

Customer Service 949-305-7372

www.BlackOakFoundry.com